



Recommended Standard for Fixation of Central Lines



1. Use at least 0 nylon, deep 1 cm bite of skin
2. Secure the clip, and then sandle tie the hub so that it is secured to the skin via the hub

Background

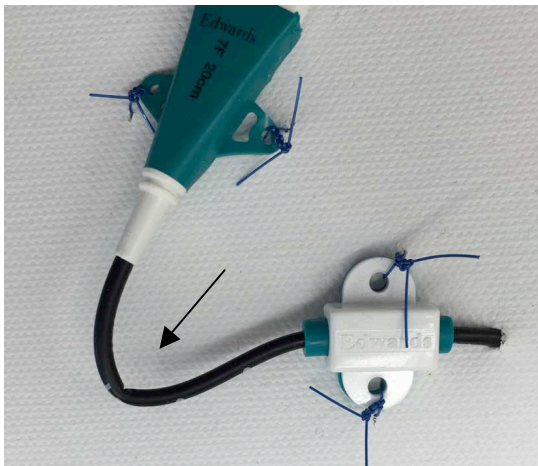
1. The cardiac anaesthetists favour this model



This is good, but there is difficulty getting the tension on the stitch around the catheter right, so that it holds the line firmly, but does not partially occlude the lumen.

It has happened that this stitch was pulled so tight that it cut the catheter and resulted in embolisation of the line

2. The traditional way that most people have been shown to fix a line is shown below



This is problematic in that the line often kinks, resulting in occlusion of the lumen, failure to deliver drugs or sudden purges when it unblocks, see arrow